



# Wild Plants of Morgan Territory Regional Preserve

## Common Name Version

### A Photographic Guide

Sorted by Form, Color and Family  
with Habitat Descriptions and Identification Notes

Photographs and text by Wilde Legard  
District Botanist, East Bay Regional Park District

East Bay   
Regional Park District

New Revised and Expanded Edition - Includes the latest  
scientific names, habitat descriptions and identification notes



# A Photographic Guide to the Wild Plants of Morgan Territory Regional Preserve

More than 2,000 species of native and naturalized plants grow wild in the San Francisco Bay Area. Most are very difficult to identify without the help of good illustrations. This is designed to be a simple, color photo guide to help you identify some of these plants. This guide is published electronically in Adobe Acrobat® format so that it can easily be updated as additional photographs become available. You have permission to freely download, distribute and print this guide for individual use. Photographs are © 2014 Wilde Legard, all rights reserved.

In this guide, the included plants are sorted first by form (Ferns & Fern-like, Grasses & Grass-like, Herbaceous, Woody), then by most common flower color, and finally by similar looking flowers (grouped by genus within each family). Each photograph has the following information, separated by '-':

COMMON NAME	According to <i>The Jepson Manual: Vascular Plants of California, Second Edition (JM2)</i> and other references (not standardized).
(Scientific Name)	According to <i>JM2</i> and <i>eFlora</i> ( <a href="http://ucjeps.berkeley.edu/IJM.html">ucjeps.berkeley.edu/IJM.html</a> ).
Origin & Longevity	Native, Naturalized, or Waif (not reproducing without human care). Annual, Biennial, Perennial, or a combination.
Family Name	Common family name according to <i>JM2</i> ,
(Bloom date range)	Period during the year when the plant blooms, according to <i>JM2</i> and other sources. '-' if plant does not bloom (ie. Ferns).
Habitat	Habitat description according to <i>JM2</i> and other sources.
ID Characteristics	Plant description with identification characteristics and other notes, based on multiple sources including: <i>Annotated Checklist of the East Bay Flora, Second Edition (2013)</i> , <i>JM2</i> , <i>Plants of the San Francisco Bay Region (Revised Edition)</i> , and <i>Weeds of California and Other Western States</i> .
Additional notes	Occasionally, an additional note may appear (ie. NOXIOUS weed, INVASIVE weed, Fed & Calif. ENDANGERED, etc.).

Revision: 3/2/2014

**Fern-like - Green/Brown**

**Wild Plants of Morgan Territory Regional Preserve - Sorted by Form, Color and Family**

Page 1



CALIFORNIA MAIDENHAIR (*Adiantum jordanii*)  
Native Perennial - Brake Fern Family - - - Shaded hillsides, moist woodland - Leaves 8-28" long with many rounded symmetrical segments, each with < 4 irregular lobes. Cultivated. Sudden Oak Death carrier.



COFFEE FERN (*Pellaea andromedifolia*) Native Perennial - Brake Fern Family - - - Generally rocky or dry areas - Fronds 6-30" long, stem light brown. Leaf segments blunt, 0.24-0.6" long, 0.12-0.4" wide.



GOLDENBACK FERN (*Pentagramma triangularis* subsp. *triangularis*) Native Perennial - Brake Fern Family - - - Gen shaded, sometimes rocky or wooded areas - Leaves triangular, 1.2-4" long, undersides either granular green or powdery gold.



WESTERN LADY FERN (*Athyrium filix-femina* var. *cyclosorum*) Native Perennial - Cliff Fern Family - - - Woodland, along streams, seepage area - Leaves gen 12-39" long, broadest near middle, 1-2 divided, ultimate divisions rounded.



**POLYPODY FERN** (*Polydium calirhiza*) Native Perennial - Polypody Family - - - On plants, rocky cliffs or outcrops, roadcuts, often granitic or volcanic, rarely dunes - Leaf blades 4-8" long, often widest above base, deeply lobed.



**COASTAL WOOD FERN** (*Dryopteris arguta*) Native Perennial - Wood Fern Family - - - Locally common. Open, wooded slopes, caves - Leaf 12-24" long, 5-12" wide, divided 1-2 times. Segments generally with spine-tipped teeth.



**FLOWERING-QUILLWORT** (*Triglochin scilloides*) Native Annual - Arrow-grass Family - (Mar-Oct) - Vernal pools, streams, ponds, lake margins - Emergent aquatic. Leaves 2-8", 0.04-0.2" wide, round to elliptic x-section. Flower cluster 6-20 cm long.



**NARROW-LEAVED CATTAIL** (*Typha angustifolia*) Native Perennial - Cattail Family - (May-Aug) - Nutrient-rich freshwater to brackish marshes, wet disturbed places - Plant 4.9-9.8' tall. Leaves gen < 0.4" wide. Flower cluster gap > 0.4".



**BROAD-LEAVED CATTAIL** (*Typha latifolia*) Native Perennial - Cattail Family - (Jun-Jul) - Unpolluted to nutrient-rich freshwater (brackish) marshes - Plant 4.9-9.8' tall. Widest leaves 0.4-1.1" wide. Flower cluster with no gap between flower types.



**DUNE BENT GRASS** (*Agrostis pallens*) Native Perennial - Grass Family - (Jun-Aug) - Common. Open meadows, woodland, forest, subalpine - Lower leaf blades <= 0.2" wide, flat to inrolled. Flower cluster 2-8" long, < 0.8" wide; narrow and arching when young.



**SLENDER WILD OAT** (*Avena barbata*) Naturalized Annual - Grass Family - (Mar-Jun) - Disturbed sites - Plants gen 24-32". Spikelets 0.8-1.2" long. Awns 0.8-1.8" long. Lemma tip bristles >= 0.1" long. Seeds EDIBLE whole or ground for flour. INVASIVE weed.



**WILD OAT** (*Avena fatua*) Naturalized Annual - Grass Family - (Apr-Jun) - Disturbed sites - Plants 1-5' tall. Spikelets 0.7-1.3" long. Low awn 1-1.6" long. Lemma tip bristles < 0.04" long. Seeds EDIBLE whole or ground for flour. INVASIVE weed.



**LITTLE QUAKING GRASS** (*Briza minor*) Naturalized Annual - Grass Family - (Apr-Jul) - Shaded or moist, open sites - Stem 3-20" tall. Spikelets 0.1-0.2" long, resemble tiny rattlesnake rattles.



**CALIFORNIA BROME** (*Bromus carinatus* var. *carinatus*) Native Perennial - Grass Family - (Apr-Aug) - Coastal prairies, openings in chaparral, plains, open oak and pine woodland - Plant 20-40" tall. Flower cluster 6-16" long. Spikelet 0.8-1.6" long. Lemma 0.5-0.8" long, hairy, awn 0.3-0.6" long.



**RIPGUT GRASS** (*Bromus diandrus*) Naturalized Annual - Grass Family - (Apr-Jul) - Open, open, disturbed areas - Plant 6-40" tall. Spikelet 1-2.8" long. Lemma body 0.8-1.2" long, awn > 1.2" long. Barbed seeds can stick in flesh of animals. **INVASIVE weed.**



**SOFT CHESS** (*Bromus hordeaceus*) Naturalized Annual - Grass Family - (Apr-Jul) - Fields, disturbed areas - Plant 4-26" tall. Leaf hairy. Flower cluster 1-5" long, dense, some stalks > spikelet. Spikelet 0.5-0.9". Lemma 0.26-0.4", awn 0.16-0.4". **INVASIVE weed.**



**FOXTAIL CHESS** (*Bromus madritensis* subsp. *madritensis*) Naturalized Annual - Grass Family - (Apr-Jan) - Disturbed areas, roadsides - Plants 4-20" tall. Stem and sheathes smooth. Flower cluster branches visible, lower spikelets erect, > stalk.



**RED BROME** (*Bromus madritensis* subsp. *rubens*) Naturalized Annual - Grass Family - (Mar-Jun) - Disturbed areas, roadsides - Plant 4-20". Flower cluster condensed, branches obscure, < spikelets. Stem & sheathes hairy. **INVASIVE weed.**



**SWAMP PRICKLE GRASS** (*Crypsis schoenoides*) Naturalized Annual - Grass Family - (Jun-Oct) - Wet places - Plant mat-like. Stem 2-30" long. Leaf blade 1-4" long. Flower cluster 0.1-3" long, 0.2-0.6" wide. Spikelet ~0.1" long.



**BRISTLY DOGTAIL GRASS** (*Cynosurus echinatus*) Naturalized Annual - Grass Family - (May-Jul) - Open, disturbed sites - Tufted. Stem 4-28" long. Leaf blade 0.1-0.6" wide. Flower cluster 0.4-1.6" long, 1-sided. Fertile and sterile spikelets. **INVASIVE weed.**



ORCHARD GRASS (*Dactylis glomerata*)  
Naturalized Perennial - Grass Family -  
(May-Aug) - Disturbed, often moist sites - Stems  
2-5, 12-79" tall. Leaf blade 0.12-0.24" wide.  
Flower cluster 1.6-8" long. Spikelets crowded on  
1 side. Lemmas short-awned at tip. INVASIVE  
weed.



SALT GRASS (*Distichlis spicata*) Native  
Perennial - Grass Family - (Apr-Sep) - Salt  
marshes, coastal dunes, moist, alkaline areas -  
Stem 4-20" long. Leaves 0.8-4" long, flat, stiff.  
Flower cluster 0.8-3" long, narrow. Spikelets  
straw-colored to purple, 2-20/group, 0.24-0.8"  
long.



MEDUSA HEAD (*Elymus caput-medusae*)  
Naturalized Annual - Grass Family - (Apr-Jul) -  
Disturbed areas - Stem 8-28" long. Leaf blade  
0.04-0.12" wide, inrolled. Flower cluster tight,  
dense. Glumes awn-like. Lower lemma's awn  
1.2-4" long. NOXIOUS weed.



WESTERN WILD-RYE (*Elymus glaucus* subsp.  
*glaucus*) Native Perennial - Grass Family -  
(Jun-Aug) - Open areas, chaparral, woodland,  
forest - Tufted. Stem 12-55" tall. Leaf 0.2-0.5"  
wide, flat. Spikelets 0.3-0.6" long, 2-4 per node.  
Lemma awn 0.4-1.2" long.



BIG SQUIRRELTAIL (*Elymus multisetus*) Native  
Perennial - Grass Family - (May-Jul) - Open,  
sandy to rocky areas - Tufted. Stem 6-24" tall.  
Leaf 0.06-0.2" wide. Spikelet 0.4-0.6" long.  
Glume divisions needle-shaped, lemma awn 1-4"  
long.



SLENDER WHEAT GRASS (*Elymus trachycaulus*  
subsp. *trachycaulus*) Native  
Perennial - Grass Family - (Jun-Aug) - Dry to  
moist, open areas, forest, woodland - Tufted.  
Stem 1-5" tall. Spikelet 0.4-0.8" long, 1 per node.  
Lemma awn < 0.3" long.



BEARLESS WILD RYE (*Elymus triticoides*)  
Native Perennial - Grass Family - (Jun-Jul) - Dry  
to moist, often saline, meadows - Plant 18-50"  
tall, from rhizomes. Flower cluster 2-8" long.  
Spikelets generally 2/node. Lemmas 3-7, 0.2-0.5"  
long, awn to 0.12" long.



BROME FESCUE (*Festuca bromoides*)  
Naturalized Annual - Grass Family - (May-Jun) -  
Uncommon. Dry, disturbed places, coastal-sage  
scrub, chaparral - Stem < 20". Inflo 0.6-6" tall,  
dense, lower branches erect. Spikelet 0.2-0.4"  
long, awn 0.1-0.3" long.



IDAHO FESCUE (*Festuca idahoensis*) Native Perennial - Grass Family - (Jul-Sep) - Dry, open or shady places - Stem 12-40" tall, gen densely clumped. Leaf sheath at least half open, smooth, persistent. Spikelet 0.3-0.7" long, florets 3-9, awn 0.04-0.24" long.



HAIRY FESCUE (*Festuca microstachys*) Native Annual - Grass Family - (Apr-Jun) - Disturbed, open, gen sandy soils - Stem 6-29". Spikelet 0.2-0.4" long, awn 0.1-0.5" long. Glumes & lemma smooth or hairy.



RYE GRASS (*Festuca perennis*) Naturalized Perennial - Grass Family - (May-Sep) - Dry to moist disturbed sites, abandoned fields - Stem 20-40" tall. Spikelet 0.2-0.9" long, > glume, awned or awnless. Sterile shoots at base. INVASIVE weed.



NORTHERN BARLEY (*Hordeum brachyantherum* subsp. *brachyantherum*) Native Perennial - Grass Family - (May-Aug) - Meadows, pastures, streambanks - Stem 1-3' tall, gen robust. Leaf sheaths gen smooth, blade < 7.5" long. Lemma awn < 0.25".



MEDITERRANEAN BARLEY (*Hordeum marinum* subsp. *gussoneanum*) Naturalized Annual - Grass Family - (Apr-Jun) - Dry to moist, disturbed sites - Stem 4-20". Leaf blades to 32" long, auricles < 0.08". Central lemma awn 0.25-0.7" long. INVASIVE weed.




HARE BARLEY (*Hordeum murinum* subsp. *leporinum*) Naturalized Annual - Grass Family - (Feb-May) - Moist, gen disturbed sites. Common - Stem 12-43" tall. Central spikelet stalk ~0.06" long. Central floret << lateral florets. INVASIVE weed.



WALL BARLEY (*Hordeum murinum* subsp. *murinum*) Naturalized Annual - Grass Family - (Feb-May) - Moist, gen disturbed sites - Stem 1-2'. Leaf auricles notable. Central spikelet stalk 0-0.02". Central floret gen = lateral florets. INVASIVE weed.



JUNE GRASS (*Koeleria macrantha*) Native Perennial - Grass Family - (May-Jul) - Dry, open sites, clay to rocky soils, shrubland, woodland, conifer forest - Stem 8-32" long. Flower cluster condensed, shiny, branches short-hairy. Spikelet ~0.2" long, no awns.



CALIFORNIA MELIC (*Melica californica*) Native Perennial - Grass Family - (Apr-May) - Open or rocky hillsides, oak woodland, conifer forest - Stem 16-55". Leaf 0.06-0.2" wide. Spiklet 0.2-0.6" long, w/3-7 fertile florets; sterile tip widest above middle, tip squared.



TORREY'S MELIC (*Melica torreyana*) Native Perennial - Grass Family - (Mar-Jun) - Chaparral, conifer forest - Stem 12-40" tall. Leaf blade 0.04-0.1" wide. Spikelet 0.14-0.28" long w/1-2 florets; sterile tip widest above middle to 0.06", short-hairy lemmas.



HARDING GRASS (*Phalaris aquatica*) Naturalized Perennial - Grass Family - (Apr-Aug) - Disturbed areas, roadsides - Plant 16-79" tall, tufted. Flower cluster 0.6-6" long, unbranched. Lower florets 1 or unequal. Glume wing untoothed. INVASIVE weed.



ANNUAL BLUE GRASS (*Poa annua*) Naturalized Annual - Grass Family - (Feb-Sep) - Abundant. Disturbed moist ground - Plant 1-8" tall. Leaf blade 0.04-0.12" wide, soft. Flower cluster 0.4-4" long, triangular. Lemmas 0.1-0.16" long.



BULBOUS BLUE GRASS (*Poa bulbosa* subsp. *vivipara*) Naturalized Perennial - Grass Family - (Mar-Jul) - Disturbed places - Plant 6-24" tall, densely tufted. Leaf blades 0.04-0.08" wide. Flower cluster 1-4" long. Spikelets replaced with leafy bulblets.



ONE-SIDED BLUE GRASS (*Poa secunda* subsp. *secunda*) Native Perennial - Grass Family - (Mar-Aug) - Common. Dry slopes to saline/alkaline meadows to alpine - Plant 6-40" tall, densely tufted. Flower clusters congested. Spikelets gen 0.3-0.4" long. Lemmas 0.16-0.2" long, backs rounded.



DITCH BEARD GRASS (*Polygogon interruptus*) Naturalized Perennial - Grass Family - (May-Aug) - Common. Streambanks - Stem 20-35" tall, clumped. Leaf 0.2-7.7" long, 0.12-0.24" wide. Flower cluster 0.6-7" long. Glume < 0.1" long, awn < 0.12" long.




RABBITFOOT GRASS (*Polygogon monspeliensis*) Naturalized Annual - Grass Family - (Apr-Aug) - Moist places, along streams - Stem 8-39". Leaf 0.4-8" long, 0.16-0.24" wide. Flower cluster 0.4-6.7" long, plume-like. Glume awn > 0.14". Lemma awn gen < 0.1". INVASIVE.






**FOOTHILL NEEDLE GRASS** (*Stipa lepida*) Native Perennial - Grass Family - (Mar-Jun) - Dry slopes, chaparral, grassland, savanna, coastal scrub - Stem 14-39" tall. Leaf blade 4.7-9.1" long, narrow. Glumes 0.2-0.6" long. Awn 0.8-2" long.



**PURPLE NEEDLE GRASS** (*Stipa pulchra*) Native Perennial - Grass Family - (Mar-Jun) - Oak woodland, chaparral, grassland - Stem 14-39" long. Leaf blade 4-8" long. Glumes 0.5-0.8" long, ~equal. Awn 1.6-4" long, last segment straight.



**TOAD RUSH** (*Juncus bufonius* var. *bufonius*) Native Annual - Rush Family - (May-Sep) - Damp sunny ground, gen disturbed - Stem gen 1-4" tall, gen brached from base, ~0.04" wide. Flower cluster open. Flowers 0.16-0.3" long.




**WESTERN RUSH** (*Juncus occidentalis*) Native Perennial - Rush Family - (May-Sep) - Moist gen sunny areas - Plant 1-2' tall, tufted, stiff. Flower cluster gen tightly clustered. Leaves basal, < 1/2 stem length, 'petals' > 0.16".



**SPREADING RUSH** (*Juncus patens*) Native Perennial - Rush Family - (Jun-Oct) - Marshy places, creeks, seeps - Plant 12-41" tall, densely tufted. Stems blue-gray-green & distinctly grooved when fresh. Stamens 6.



**IRIS-LEAVED RUSH** (*Juncus xiphioides*) Native Perennial - Rush Family - (Jul-Oct) - Wet places - Plant 16-32" tall. Leaf blades 0.2-0.5" wide, flat, Iris-like. Heads many, few-flowered. Anthers 6, < filaments, flowers self-pollinating.



**SANTA BARBARA SEDGE** (*Carex barbarae*) - Native Perennial - Sedge Family - (May-Aug) - Seasonally wet places - Stem 6-36" tall, base brown to purple. Lowest flower cluster "leaves" < 4" long. Spikelets brown, 1-3" long, 0.2-0.3" wide.



**COMMON SPIKERUSH** (*Eleocharis macrostachya*) Native Perennial - Sedge Family - (Spring-summer) - Common. Fresh to brackish wetland - Stem 8-39" tall, 0.06-0.1" wide. Spikelet 0.2-1.6" long, 0.08-0.2" wide, style 2-branched.




GRAND HOUND'S TONGUE (*Cynoglossum grande*) Native Perennial - Boraginaceae Family - (Feb–May) - Chaparral, woodland - Stem 1-3'. Leaf stalk 3-6". Leaf blade 3-6" cm long, broadly oval. Flowers bright blue w/inner white teeth.



BABY BLUE-EYES (*Nemophila menziesii* var. *menziesii*) Native Annual - Boraginaceae Family - (Feb–May) - Meadows, grassland, chaparral, woodland, slopes - Plant 4-12". Lower leaves w/6-13 lobes. Flowers bright blue w/white center, 0.2-1.6" wide.



FIELD PHACELIA (*Phacelia ciliata*) Native Annual - Boraginaceae Family - (Feb–Jun) - Clay or gravelly slopes in grassland, fields - Plant 4-22" tall. Leaves deeply lobed to divided. Flowers 0.3-0.4" long, purple. Flower bracts large w/raised veins. Seeds 4.



BLUE DICKS (*Dichelostemma capitatum* subsp. *capitatum*) Native Perennial - Brodiaeaceae Family - (Mar–Jun) - Open woodland, scrub, desert, grassland - Plant 2-28" tall. Flowers blue-purple, not narrowed in the middle. Stamens 6. Early spring bloomer.



FORK-TOOTHED OOKOW (*Dichelostemma congestum*) Native Perennial - Brodiaeaceae Family - (Apr–Jun) - Open woodland, grassland - Plant 12-35" tall. Flowers blue-purple, narrowed above ovary. Stamens 3. Late spring bloomer.



ITHURIEL'S SPEAR (*Triteleia laxa*) Native Perennial - Brodiaeaceae Family - (Apr–Jun) - Common. Open forest, conifer or foothill woodland, grassland on clay soil - Flower stem 4-28". Leaves 8-16", 0.16-1" wide. Flowers blue, blue-purple or white, 0.7-1.9" long.



MEDITERRANEAN LINSEED (*Bellardia trixago*) Naturalized Annual - Broom-rape Family - (Apr–Jun) - Disturbed grassland. - Plant sticky-hairy. Stem 6-32" tall. Leaves lance-shaped, toothed. Flowers 0.8-1" long, 2-lipped; upper lip pink, lower lip white. INVASIVE.



PURPLE OWL'S-CLOVER (*Castilleja exserta* subsp. *exserta*) Native Annual - Broom-rape Family - (Mar–May) - Open fields, grassland - Plant sticky, short-hairy. Flower cluster tipped white, pale yellow or rose. Flower upper lip hooked, fuzzy.



**DWARF OWL'S CLOVER** (*Triphysaria pusilla*)  
Native Annual - Broom-rape Family - (Apr–Jun) -  
Grassland - Plant 2-8" tall, yellow-brown or  
purple, hairy. Leaves 0.2-1.2" long, 3-9-lobed.  
Flowers purple (yellow), 0.16-0.28" long, in leaf  
axils.



**SPREADING LARKSPUR** (*Delphinium patens*  
subsp. *patens*) Native Perennial - Buttercup  
Family - (Mar–Jun) - Grassland, open woodland -  
Stem 4-35" long. Leaves glabrous, divided into  
few-toothed lobes. Flowers few, bright or dark  
blue-purple.



**ROYAL LARKSPUR** (*Delphinium variegatum*  
subsp. *variegatum*) Native Perennial - Buttercup  
Family - (Mar–May) - Grassland, open oak  
woodland - Stem < 24" w/spreading hairs. Leaves  
w/finger-like segments. Flowers dark royal blue,  
large and few.



**PURPLE SANICLE** (*Sanicula bipinnatifida*)  
Native Perennial - Carrot Family - (Mar–May) -  
Open grassland, gen on serpentine, or pine/oak  
woodland - Plant 5-24" tall. Leaves 1.6-7.5" long,  
1-2x divided on a winged central axis. Flowers  
dark purple. Fruits prickly.



**CALIFORNIA MILKWEED** (*Asclepias californica*)  
Native Perennial - Dogbane Family - (Apr–Jul) -  
Flats, grassy or brushy hillsides - Plant densely  
white-woolly. Leaves oval. Flowers dark purple, ~  
0.5" long, petals bent back. Food plant for  
Monarch butterflies.



**NARROW-LEAF MILKWEED** (*Asclepias*  
*fascicularis*) Native Perennial - Dogbane Family -  
(May–Oct) - Dry ground, valleys, foothills - Plant  
gen hairless. Stem leaves narrow, 3-5 in whorls.  
Flowers green-white to purple-tinged, ~0.25"  
long.



**SMALL CLARKIA** (*Clarkia affinis*) Native Annual -  
Evening Primrose Family - (May–Jun) - Openings  
in woodland, chaparral - Stem < 32". Buds erect,  
ovary 8-grooved, sepals united on side. Petals  
0.2-0.6" long, pale pink to dark wine-red, often  
purple-flecked.



**FOUR-SPOT** (*Clarkia purpurea* subsp.  
*quadrivulnera*) Native Annual - Evening Primrose  
Family - (Apr–Aug) - Common. Open, grassy or  
shrubby places - Buds erect. Petals < 0.6",  
lavender to dark red. Ovary 8-grooved. Sepals  
1's or 2's.



**ELEGANT CLARKIA** (*Clarkia unguiculata*) Native Annual - Evening Primrose Family - (Apr-Sep) - Common. Woodland - Buds nodding. Axis erect. Petals 0.4-1" long, pink to dark-red, clawed. Sepals united; sepals & ovary w/spreading hairs to 0.1".



**PANICLED / WEEDY WILLOWHERB** (*Epilobium brachycarpum*) Native Annual - Evening Primrose Family - (Jun-Sep) - Common. Dry open or disturbed woodland, grassland, roadsides - Plant 8-79" tall, diffuse. Petals 2-15 mm long, white to rose-purple.



**COMMON WILLOWHERB** (*Epilobium ciliatum* subsp. *ciliatum*) Native Perennial - Evening Primrose Family - (Jun-Oct) - Common. Disturbed places, moist meadows, streambanks, roadsides - Plant 20-48" tall, smooth or short-hairy. Petals 2-6 mm, white to pink.



**CHAPARRAL WILLOWHERB** (*Epilobium minutum*) Native Annual - Evening Primrose Family - (Apr-Sep) - Dry, open, disturbed areas, vernal pools, often after fire - Plant < 16" tall. Flower cluster open. Petals 0.1-0.2" long, white or pink. Leaves flat, not clustered.



**LONG-BEAKED FILAREE** (*Erodium botrys*) Naturalized Annual - Geranium Family - (Mar-Jul) - Dry, open or disturbed sites - Stem 4-35" tall, coarse-hairy. Leaves lobed. Petals pink, 0.3-0.5" long. Sepals w/reddish tip. Fruit beak 2-4.7" long.



**REDSTEM FILAREE** (*Erodium cicutarium*) Naturalized Annual - Geranium Family - (Feb-Sep) - Open, disturbed sites, grassland, scrub - Stem 4-20". Leaves compound, leaflets dissected. Sepal tip bristly. Petal pink to purple. Fruit beak 0.8-2". **INVASIVE.**



**GREENSTEM FILAREE** (*Erodium moschatum*) Naturalized Annual - Geranium Family - (Feb-Sep) - Open, disturbed sites - Stem 4-24", short-hairy. Leaves compound, leaflets toothed. Sepal tip glabrous. Petals 0.4-0.6" long, pink. Fruit beak 0.8-1.6" long.



**CUT-LEAVED GERANIUM** (*Geranium dissectum*) Naturalized Annual - Geranium Family - (Mar-Jul) - Open, disturbed sites - Stem 3-28" tall, rough-hairy. Leaf blades deeply divided. Petals violet-red, 0.1-0.25" long w/notched tips. Flower stalk sticky. **INVASIVE.**



HAIRY DOVE'S FOOT GERANIUM (*Geranium molle*) Naturalized Annual - Geranium Family - (Feb–Aug) - Open to shaded sites, disturbed ground - Stem 4-17" tall. Petals red-purple, 0.1-0.4" long, notched. Sepals awnless. Fruit smooth, wrinkled.



WESTERN BLUE-EYED-GRASS (*Sisyrinchium bellum*) Native Perennial - Iris Family - (Mar–May) - Common. Open, gen moist, grassy areas, woodland - Stem < 25" tall. Leaves iris-like. Petals 6, blue-purple with dark veins, 0.4-0.7" long.



GRASS-POLY (*Lythrum hyssopifolia*) Naturalized Annual-Perennial - Loosestrife Family - (Apr–Oct) - Marshes, drying pond margins, disturbed ground - Stem 4-24". Leaves 0.2-1.2" long, ~ elliptical. Petals pink, 0.1-0.2" long. 2 awl-like appendages. INVASIVE weed.



FIELD MADDER (*Sherardia arvensis*) Naturalized Annual - Madder Family - (Mar–Jul) - Pastures, disturbed areas, grassland, dry meadows, oak woodland - Stem 2.8-6.3" long. Leaves in whorls of 5-6, 0.2-0.5" long. Flowers pink or lavender, the 4 lobes < tube.



RED MAIDS (*Calandrinia ciliata*) Native Annual - Miner's Lettuce Family - (Feb–May) - Common. Sandy to loamy soil, grassy areas, cult fields - Petals 0.2-0.6" long, bright pink to red, round-tipped. Fruit < 0.1" longer than bracts.



COYOTE-MINT (*Monardella villosa* subsp. *villosa*) Native Perennial - Mint Family - (May–Aug) - Dry rocky slopes, oak woods, chaparral - Plant < 20" tall. Leaves ovate, 0.4-0.9" mm long. Flower head 0.4-1.2" wide. Flowers pink to purple.



VINEGAR WEED (*Trichostema lanceolatum*) Native Annual - Mint Family - (Jun–Nov) - Dry, open, gen disturbed habitats - Plant < 39" tall. Leaf blades 0.8-2.8" long, leaf stalk, ~ stalkless. Flowers purple-blue, tube 0.2-0.4" long, curving up. Vinegar scent.



RADISH (*Raphanus sativus*) Naturalized Annual - Mustard Family - (May–Jul) - Disturbed areas, fields - Stem 16-51" long. Petals 0.6-1" long, white to purple. Fruit a fat cylinder w/constrictions between seeds. INVASIVE weed.



**JEWELLED ONION** (*Allium serra*) Native Perennial - Onion or Garlic Family - (Apr-May) - Common. Grassy slopes - Flowers pink to rose, crowded, 10-40. "Petals" about 0.2" long, ± erect, ± lance-shaped, papery and folded over fruit when in fruit.



**SPANISH CLOVER** (*Acmispon americanus* var. *americanus*) Native Annual - Pea Family - (May-Oct) - Coast, chaparral, waterways, roadsides, disturbed areas - Plant 2-24", hairy. Flowers white to pink, solitary, bract lobes >> flower tube.



**SMALL-FLOWER LOTUS** (*Acmispon parviflorus*) Native Annual - Pea Family - (Mar-May) - Abundant. Coastal bluffs to oak/pine or fir woodland, open or disturbed areas - Flowers pinkish, solitary, 0.2" long, on stalk with bracts. Not hairy.



**PACIFIC PEA** (*Lathyrus vestitus* var. *vestitus*) Native Perennial - Pea Family - (Feb-Jul) - North: Conifer forest. South: chaparral & oak woodland - Stem wings to 0.02" wide. Leaves gen elliptic. Flowers 0.5-0.7" long, pale lavender to purple.



**MINIATURE LUPINE** (*Lupinus bicolor*) Native Annual - Pea Family - (Mar-Jun) - Abundant. Open or disturbed areas - Plant 4-16", hairy. Flower 0.16-0.4" long, banner longer than wide, upper keel ciliate near tip, pedicel < 0.12". Fruit 0.12-0.24" wide.



**SKY LUPINE** (*Lupinus nanus*) Native Annual - Pea Family - (Mar-Jun) - Abundant. Open or disturbed areas - Plant 4-24" tall, hairy. Flowers blue to pink to white, 0.2-0.6" long; banner as wide as long. Flower stalk gen > 0.12" long.




**ARROYO LUPINE** (*Lupinus succulentus*) Native Annual - Pea Family - (Feb-May) - Abundant. Open or disturbed areas, often seeded on roadbanks - Plant 8-40" tall, fleshy, sparsely hairy. Flowers 0.5-0.7" long, whorled, gen blue-purple, petal claws short-hairy.



**RANCHERIA CLOVER** (*Trifolium albopurpureum*) Native Annual - Pea Family - (Mar-Jun) - Abundant. Dunes, grassland, wet meadows, slopes, disturbed areas, etc - No head bract. Flowers purple + white, 0.2-0.3", no stalk. Flower bracts hairy, teeth linear, = flowers.



DECEIVING CLOVER (*Trifolium bifidum* var. *decipiens*) Native Annual - Pea Family - (Apr–Jun) - Open, grassy areas, forest - Leaflet tip square/notched. Flower small, yellow to pink-purple, soon reflex. Flower stalk top sparsely hairy.



FOOTHILL CLOVER (*Trifolium ciliolatum*) Native Annual - Pea Family - (Mar–Jun) - Locally common. Grassland, chaparral, disturbed areas - Flower head 0.3-0.8" wide w/vestigial bract. Flowers pink to purple, soon reflexed, bracts w/short, flat bristles.



TRUNCATE SACK CLOVER (*Trifolium depauperatum* var. *truncatum*) Native Annual - Pea Family - (Apr–Jun) - Grassy flats, disturbed slopes, openings in woodland - Head bracts  $\leq$  0.1" long. Flowers pink-purple. Fruit ~0.1" long, inflated, stalked.




PINPOINT CLOVER (*Trifolium gracilentum*) Native Annual - Pea Family - (Mar–Jun) - Open, disturbed places, occas serpentine - Leaflet tips not deep-notched. Reflexed pink-purple flowers w/point. Flower bracts completely smooth.



ROSE CLOVER (*Trifolium hirtum*) Naturalized Annual - Pea Family - (Apr–May) - Disturbed areas, roadsides - Head with 1-2 bract-like leaves immed below. Flowers pink, 0.4-0.6" long, densely-bristly in fruit. **INVASIVE weed.**



SMALL-HEAD CLOVER (*Trifolium microcephalum*) Native Annual - Pea Family - (Apr–Aug) - Streambanks, moist, disturbed areas, roadsides, serpentine, conifer forest - Hairy. Head bract cup-like. Flowers pink to lavender, calyx lobes smooth-edged, > flowers.



TOMCAT CLOVER (*Trifolium willdenovii*) Native Annual - Pea Family - (Mar–Jun) - Abundant. Disturbed, gen spring-moist, heavy soils, occas serpentine - Head bract wheel-shaped, sharp-lobed. Leaf narrow. Flowers purple w/white tip, 0.3-0.6" long.



NARROW-LEAVED VETCH (*Vicia sativa* subsp. *nigra*) Naturalized Annual - Pea Family - (Mar–Jun) - Roadsides, disturbed areas, grassland, open areas in oak and riparian woodlands - Flowers 1-2 at leaf bases, pink-purple to white, 0.4-0.7" long. Leaflets 0.2-0.3" wide.



SPRING VETCH (*Vicia sativa* subsp. *sativa*)  
Naturalized Annual - Pea Family - (Mar-Jun) -  
Roadsides, disturbed areas, grassland, open  
areas in oak and riparian woodlands - Flowers  
1-2 at leaf bases, pink-purple to white, 0.7-1.2"  
long. Leaflets 0.16-0.4" wide.



MANY-STEM CALIFORNIA GILIA (*Gilia  
achilleifolia* subsp. *multicaulis*) Native Annual -  
Phlox Family - (Feb-Jun) - Open or shaded, gen  
grassy places, sandy or rocky soil - Leaves  
linear-lobed. Flowers white to lavender, 0.2-0.4"  
long, not in heads.



PURPLESPOT GILIA (*Gilia clivorum*) Native  
Annual - Phlox Family - (Feb-Jun) - Common.  
Open, grassy areas - Stem 2-12" tall, hairy,  
branched. Leaves narrowly linear-lobed. Flowers  
0.25-0.3" long, tube yellow, purple-spotted.  
Flowering stem sticky.



PINKLOBE LEPTOSIPHON (*Leptosiphon  
androsaceus*) Native Annual - Phlox Family -  
(Apr-Jun) - Open or shaded areas in woodland,  
chaparral - Plant 2-18", hairy. Flowers pink,  
bracted group, tube 0.4-1.3" long, lobes gen >  
0.3" long.



SLENDER ANNUAL PHLOX (*Microsteris gracilis*)  
Native Annual - Phlox Family - (Mar-Aug) - Dry to  
moist areas - Plant < 8" tall, glandular-hairy.  
Leaves 0.4-1.2" long. Flowers 0.3-0.5" long,  
tubes yellow, lobes bright pink to white.



DOWNY NAVARRETIA (*Navarretia pubescens*)  
Native Annual - Phlox Family - (May-Jul) - Open,  
slopes, gravel, clay - Stem 5.5-13", tan to  
red-brown. Bracts irregularly toothed. Calyx lobes  
often toothed. Flowers 0.4-0.6" long, bright  
blue-purple.



RED SAND-SPURRY (*Spargularia rubra*)  
Naturalized Annual-Perennial - Pink Family -  
(Spring-fall) - Forest, meadows, mud flats,  
disturbed - Plant 1.6-10". Leaf non-fleshy, whorls  
w/large white bracts. Petals pink. Stamens 6-10.  
Sepals < 0.16".




CHINESE-HOUSES (*Collinsia heterophylla* var.  
*heterophylla*) Native Annual - Plantain Family -  
(Mar-Jun) - Shady places in chaparral, open  
mixed woodland, oak woodland - Plant 4-20" tall.  
Flowers 0.6-0.8" long, upper lip whitish.





**BLUE-EYED MARY** (*Collinsia parviflora*) Native Annual - Plantain Family - (Mar-Jul) - Common. Moist, ± shady places, montane - Plant 1-16" tall. Flowers 0.16-0.3" long; tube, throat and upper lip white; lobes gen blue; hidden in upper leaves.



**FEW-FLOWERED COLLINSIA** (*Collinsia sparsiflora* var. *collina*) Native Annual - Plantain Family - (Mar-Apr) - Disturbed grassy fields, roadbanks, open chaparral, open oak and dry mixed woodland - Flowers 0.2-0.3" long, purple, pouch hidden by calyx.



**PERSIAN SPEEDWELL** (*Veronica persica*) Naturalized Annual - Plantain Family - (Feb-May) - Wet, disturbed areas, fields - Stem 2-24" long, crawling. Flowers on 0.6-1.2" long stalks. Flowers blue, purple-lined with a white center.



**MOSQUITOBILLS SHOOTING STAR** (*Dodecatheon hendersonii*) Native Perennial - Primrose Family - (Mar-Jul) - Gen in shady sites - Leaf blade length generally <2x width. Flower parts 4s or 5s. Filament tube solid black.




**ITALIAN THISTLE** (*Carduus pycnocephalus* subsp. *pycnocephalus*) Naturalized Annual - Sunflower Family - (Mar-Jul) - Roadsides, pastures, disturbed areas - Stems 8-79", narrow spiny-wings. Lower leaves 4-10 lobed, heads 2-5, flower bracts woolly. NOXIOUS.



**BULL THISTLE** (*Cirsium vulgare*) Naturalized Biennial - Sunflower Family - (May-Oct) - Common. Disturbed areas - Plant 12-79" tall. Top of leaves bristly; leaf base forming decurrent wings on stem. Flowers purple, gen 1-2" wide. NOXIOUS weed.



**ARTICHOKE THISTLE** (*Cynara cardunculus* subsp. *flavescens*) Naturalized Perennial - Sunflower Family - (Apr-Jul) - Disturbed places - Plant 1.6-8' tall. Artichoke head 1.6-6" diam, spine-tipped. Flowers blue or purple, 1.2-2" long. NOXIOUS weed.



**WEEDY CUDWEED** (*Pseudognaphalium luteoalbum*) Naturalized Annual - Sunflower Family - (Apr-Aug) - Disturbed sites, fields, streambeds - Heads 0.12-0.16" long, yellowish, female flowered - Heads < 0.08" long, pappus bristles connected.



MILK THISTLE (*Silybum marianum*) Naturalized Annual-Biennial - Sunflower Family - (Feb-Jun) - Roadsides, pastures, disturbed areas - Stem 1-10', stout. Leaves spiny, shiny green w/white veins and spots. Flowers red-purple. INVASIVE weed.



PURPLE SALSIFY (*Tragopogon porrifolius*) Naturalized Biennial-Perennial - Sunflower Family - (Mar-Nov) - Common. Disturbed places - Plant 16-39" tall, milky sap. Leaves 0.8-1.6" long, very narrow, waxy blue. Flowers purple.



CURLY DOCK (*Rumex crispus*) Naturalized Perennial - Buckwheat Family - (All year) - Abundant. Disturbed places - Stem 16-39" tall. Flower cluster dense, valves 0.2-0.24", winged around tubercles, smooth edged. 1 tubercle enlarged. INVASIVE.



FIDDLE DOCK (*Rumex pulcher*) Naturalized Perennial - Buckwheat Family - (May-Sep) - Disturbed places, meadows, moist or dry habitats - Stem 8-24" long, branches widely spreading. Leaf blades 1.6-4" long, 1.2-2" wide. Valves w/2-5 teeth.



WOOLLY FRUITED DESERTPARSLEY (*Lomatium dasycarpum* subsp. *dasycarpum*) Native Perennial - Carrot Family - (Mar-Jun) - Rocky (gen serpentine), chaparral, woodland - Plant 4-20", short-hairy. Flowers greenish-white, petals and fruit hairy.



CHECKER LILY (*Fritillaria affinis*) Native Perennial - Lily Family - (Mar-Jun) - Common. Oak or pine scrub, grassland - Stem 4-47" tall. Leaves 1.6-6.3" long, whorled below. Petals mottled brown-purple and yellow-green, 0.4-1.6" long.



PHLOX-LEAF SERPENTINE BEDSTRAW (*Galium andrewsii* subsp. *gatense*) Native Perennial - Madder Family - (Apr-Jun) - Dry, rocky places in serpentine soil, chaparral or open oak/pine woodland - Plant open. Stem 2-9". Leaf gen flat, > internode. Phlox-like.



HOARY NETTLE (*Urtica dioica* subsp. *holosericea*) Native Perennial - Nettle Family - (Jun-Sep) - Meadows, seeps, springs, margins of marshes, streams, lakes, moist areas in chaparral, coastal scrub - Plant 3.3-9.8' tall, grayish, covered with stinging hairs.



DWARF NETTLE (*Urtica urens*) Naturalized Annual - Nettle Family - (Jan-Jun) - Disturbed areas, stream banks, shaded areas in grassland, oak woodland, chaparral, coastal-sage scrub, riparian woodland - Leaf teeth sharp. Petals 2 large, 2 small, free to base.



LADY'S MANTLE (*Aphanes occidentalis*) Native Annual - Rose Family - (Mar-May) - Seasonally moist grassland, chaparral, woodland - Plant inconspicuous, soft hairy, < 4" tall. Leaves 0.1-0.5" long, deeply lobed. Flowers yellow-green, < 0.1" long.



TURKEY-MULLEIN (*Croton setigerus*) Native Annual - Spurge Family - (May-Oct) - Dry, open, often disturbed areas - Plant < 8" tall, moundlike, covered w/long stiff hairs. Leaf blade 0.4-2" long, oval. TOXIC to livestock.



WART SPURGE (*Euphorbia spathulata*) Native Annual - Spurge Family - (Mar-Jun) - Open, gen disturbed places - Stem 6-17" tall, smooth. Leaves spoon-shaped, 0.4-1.2" long, finely toothed. Gland oblong.



PYGMY WEED (*Crassula connata*) Native Annual - Stonecrop Family - (Feb-May) - Open areas - Plants 0.8-2.4"+ tall, red in age. Flowers < 0.1" long, 2 per node; Sepals 4, pointed end. Petals generally < sepals.



MUGWORT (*Artemisia douglasiana*) Native Perennial - Sunflower Family - (May-Nov) - Common. Open to shady areas, often in drainages - Plant 20-60" tall. Leaves gen 0.4-4" long, densely hairy below, some 3-5 lobed. Flower bracts hairy.



DAGGERLEAF COTTONROSE (*Logfia gallica*) Naturalized Annual - Sunflower Family - (Mar-Jul) - Bare or grassy openings, burns - Plant 1-20" tall, gen cobwebby. Leaves awl-shaped, stiff, > flower heads. Flowers brown to yellow.



SLENDER WOOLLY-MARBLES (*Psilocarphus tenellus*) Native Annual - Sunflower Family - (Mar-Jul) - Common. Dry, seasonally moist slopes, flats, burns, trails, rarely vernal pools - Plant hairy. Leaves spoon-shaped. Disk flowers 4-lobed.



COMMON FIDDLENECK (*Amsinckia intermedia*) Native Annual - Borage Family - (Mar-Jun) - Abundant. Open, generally disturbed places - Plant 0.5-3' tall. Flowers orange with 5 red spots, 0.3-0.4" long, 0.2-0.4" wide, tube straight.



COMMON INDIAN PAINTBRUSH (*Castilleja affinis* subsp. *affinis*) Native Perennial - Broom-rape Family - (Mar-Jun) - Chaparral, coastal scrub - Plants 6-24" tall, gen bristly, non-sticky. Leaves 1-3", lance-shaped, 0-5 lobes. Flower cluster open, red to orange-red.



WOOLLY PAINTBRUSH (*Castilleja foliolosa*) Native Perennial - Broom-rape Family - (Mar-Jun) - Dry, open, rocky slopes, edges of chaparral - Plant 1-2' tall, base slightly woody, much branched, woolly. Flower cluster orange-red (occas. yellow-green).



WARRIOR'S PLUME (*Pedicularis densiflora*) Native Perennial - Broom-rape Family - (Mar-May) - Dry chaparral, oak/pine forest - Hairy. Stem 2.4-22". Basal leaves 5-28 cm long, 13-41 segments. Flowers deep-red to red-purple, 0.9-1.4" long, lower lip 1/8th upper.



SHEEP SORREL (*Rumex acetosella*) Naturalized Perennial - Buckwheat Family - (Apr-Jul) - ± Disturbed, often acidic places - Stem < 16". Leaf gen basal, blade 0.8-2.4" long, lower arrowhead-shaped w/2 lobes. Flowers yellowish, turn reddish. INVASIVE.



CRIMSON COLUMBINE (*Aquilegia formosa*) Native Perennial - Buttercup Family - (Apr-Sep) - Streambanks, seeps, moist places, chaparral, oak woodland, mixed-evergreen or conifer forests - Flowers about 2" long, yellow with red sepals & spurs.



CALIFORNIA FUCHSIA (*Epilobium canum* subsp. *canum*) Native Perennial - Evening Primrose Family - (Jun-Dec) - Dry slopes, ridges - Plant hairy, gen sticky with a woody base. Leaf 0.3-2.8" long, gray to green. Flowers red-orange, floral tube 0.8-1.2" long.



SCARLET PIMPERNEL (*Anagallis arvensis*) Naturalized Annual - Myrsine Family - (Mar-May) - Common. Disturbed places, ocean beaches - Plants 2-16" tall. Flowers 0.2-0.3" long, salmon or occasionally blue. Leaves TOXIC, can cause dermatitis.



**CALIFORNIA POPPY** (*Eschscholzia californica*) Native Perennial - Poppy Family - (Feb-Sep) - Grassy, open areas - Plant 2-24" tall. Flower w/spreading rim  $\leq$  0.2". Petals 0.8-2.4" long, early spring = large and orange, fall = smaller and yellow.



**WIND POPPY** (*Papaver heterophyllum*) Native Annual - Poppy Family - (Apr-May) - Grassy areas, openings in chaparral - Plant 1-2', yellow sap. Petals orange-red, 0.4-0.8" long. Stigma spherical on slender style.



**CALIFORNIA FIGWORT** (*Scrophularia californica*) Native Perennial - Snapdragon Family - (Mar-Jul) - Common; damp places, chaparral, roadsides - Stem 2.6-4" tall, square x-section. Leaves opposite, to 7" long, triangular, toothed. Flowers 0.3-0.5" long, upper lips red to maroon, lower paler or yellowish.



**VARIABLE-LEAF NEMOPHILA** (*Nemophila heterophylla*) Native Annual - Borage Family - (Feb-Jun) - Common. Forest, chaparral, roadsides, streambanks - Flower 0.1-0.4" long, unspotted, bract appendages  $<$  0.04" long in fruit.



**SMALL-FLOWER NEMOPHILA** (*Nemophila parviflora* var. *parviflora*) Native Annual - Borage Family - (Mar-Jul) - Woodland, forest, roadsides, slopes - Upper leaves 0.4-1.6" long, gen w/5 deep lobes. Flowers white or blue, 0.08-0.16" long; style  $<$  0.1".



**COMMON PHACELIA** (*Phacelia distans*) Native Annual - Borage Family - (Mar-May) - Common. Clay to rocky soils, slopes - Plant 6-32" tall. Leaves divided. Flowers 0.24-0.35" long, dirty white. Seeds 2-4.



**WHITE FIESTA FLOWER** (*Pholistoma membranaceum*) Native Annual - Borage Family - (Feb-May) - Beaches, bluffs, ravines, wooded slopes, desert washes - Stem 2-36" tall. Flowers gen 2-10, 0.12-0.24" long,  $<$  0.4" wide, white, no bractlets.



**RUSTY POPCORNFLOWER** (*Plagiobothrys nothofulvus*) Native Annual - Borage Family - (Mar-May) - Common; open woodland, grassland - Plant 8-28" tall, red-purple sap. Flower 0.16-0.35" wide, white. Seed often only 1, horizontal.




**COMMON MULLA** (*Muilla maritima*) Native Perennial - Brodiaea Family - (Mar-Jun) - Coastal scrub, grassland, woodland, valleys - Stems 4-20". Leaves 3-10, 4-24" long, basal, linear. Flowers 4-7/umbel, green-white w/brown midvein, lobes 0.12-0.24" long.



**FOOL'S ONION** (*Triteleia hyacinthina*) Native Perennial - Brodiaea Family - (Mar-Jul) - Grassland, vernal wet meadows, occ drier slopes - Flowering stem 1-2' tall. Leaves 4-16", 0.16-0.9" wide. Flower stalks 0.2-0.6" long. Flowers white, 0.35-0.6" long.



**VALLEY TASSELS** (*Castilleja attenuata*) Native Annual - Broom-rape Family - (Mar-May) - Grassland - Plant 4-20" tall, hairy, non-sticky. Leaves 0.8-3.1" long, narrow, 0-3 lobes. Flower cluster 1-12" long, narrow, tips white or pale yellow.



**EAR-SHAPED WILD BUCKWHEAT** (*Eriogonum nudum* var. *auriculatum*) Native Perennial - Buckwheat Family - (May-Oct) - Common. Sand or gravel - Plant 5-15 dm. Leaves on stem, curled. Inflor smooth. Flowers white to pink, smooth.



**COMMON STAR LILY** (*Toxicoscordion fremontii*) Native Perennial - Bunchflower Family - (Feb-Jun) - Grassy or wooded slopes, outcrops - Stem 16-35" tall. Flower cluster branched or unbranched. Petals 6, white to yellowish, 0.2-0.6" long, > stamens.



**STARRY FALSE SOLOMON'S SEAL** (*Maianthemum stellatum*) Native Perennial - Butcher's Broom Family - (Apr-Jun) - Moist woodland, streambanks, open slopes - Stem 12-28" long. Leaf 2-7" long. Flowers 5-15/cluster. Petals white, 0.16-0.28" long.



**PALE-FLOWERED WESTERN LARKSPUR** (*Delphinium hesperium* subsp. *pallescens*) Native Perennial - Buttercup Family - (Mar-May) - Oak woodland, e slope coast ranges - Plant gen 16-32" w/short-hairy base. Flowers white, pinkish or lt blue.



**THREAD-LEAF WATER BUTTERCUP** (*Ranunculus aquatilis* var. *diffusus*) Native Perennial - Buttercup Family - (Mar-Sep) - Ponds, lakes, streams - Leaf w/slender stem, leaf segments thread-like. Petals 0.16-0.28" long, white.



**BUR-CHERVIL** (*Anthriscus caucalis*) Naturalized Annual - Carrot Family - (Apr-Jun) - Generally shady places - Plant 18-40" tall. Flowers white; flower stalk  $\geq$  fruit length. Fruits 0.1-0.2" long with curved "velcro" bristles. Leaves fern-like, triangular outline.



**BUTTON CELERY** (*Eryngium jepsonii*) Native Perennial - Carrot Family - (Apr-Aug) - Moist clay soil, vernal pools, lake shores, drying lakes, wet depressions - Leaf blade toothed-irreg lobed. Sepals 0.1", smooth-edged. Flowers white to blue or purple.



**SWEET-CICELY** (*Osmorhiza berteroi*) Native Perennial - Carrot Family - (Apr-Jul) - Conifer forest, woodland, disturbed areas - Plant 12-47". Leaflets in 3s, serrate to irreg lobed. Flower white. Fruit 0.5-1", upward pointing barbs, splitting apart below.



**VENUS' NEEDLE** (*Scandix pecten-veneris*) Naturalized Annual - Carrot Family - (Apr-Jun) - Grassy slopes, roadsides - Plant 6-20" tall. Leaf segments finely divided, linear. Flowers white, outer petals larger. Fruit 0.2-1" long with a beak 0.8-2.8" long.



**TALL SOCK-DESTROYER** (*Torilis arvensis*) Naturalized Annual - Carrot Family - (Apr-Jul) - Disturbed places - Plant erect, 12-40". Flower clusters open,  $>$  leaf. Fruits 0.1-0.2" long, covered with uncurved bristles. Flowers white or pinkish. **INVASIVE weed.**



**SHORT SOCK-DESTROYER** (*Torilis nodosa*) Naturalized Annual - Carrot Family - (Apr-Jun) - Disturbed places - Plant spreading, 4-20" tall. Flowers white to red, clusters dense,  $<$  leaf. Fruit  $\sim$  0.1" long, uncurved bristles on outer surface, bumps inside.



**WAVYLEAF SOAP PLANT** (*Chlorogalum pomeridianum* var. *pomeridianum*) Native Perennial - Century Plant Family - (May-Aug) - Common. Open grassland, chaparral, woodland - Plant 1-8' tall, flowers at night. Bulb juices lather in water.



**CALIFORNIA MAN-ROOT** (*Marah fabacea*) Native Perennial - Gourd Family - (Feb-Apr) - Streamsides, washes, shrubby open areas - Vine 6-20' long. Leaves moderately lobed. Flowers cream or white,  $<$  0.3" wide. Fruit spiny all over.




**WHITE BUTTERFLY MARIPOSA LILY** (*Calochortus venustus*) Native Perennial - Lily Family - (May-Jul) - Sandy (often granitic) soil in grassland, woodland, yellow-pine forest - Flowers white w/square yellow nectary; 2 red patches above. Petals 1.2-2" long.



**HOOKEER FAIRY BELLS** (*Prosartes hookeri*) Native Perennial - Lily Family - (Mar-Jun) - Montane conifer, mixed-evergreen forest, exposed roadside - Stem 12-32" tall. Leaf 1.2-6" long. Flower 0.3-0.6" long, white, hanging below the leaves, stamens > petals.



**GOOSE GRASS** (*Galium aparine*) Native Annual - Madder Family - (Apr-Jun) - Grassy, ± shady places - Stem 12-35" long, weak, brittle. Leaves 0.5-1.6" long, in whorls of 6-8. Flowers white, 4-lobed. Fruits covered w/short, hooked hairs.



**COMMON PALE CLAYTONIA** (*Claytonia exigua* subsp. *exigua*) Native Annual - Miner's Lettuce Family - (Apr-Jul) - Dry or moist, disturbed bare clay to sandy soils, often serpentine - Stem leaf free or fused. Petals 0.1-0.2", white or pink. Seeds dull w/appendage.



**COMMON MINER'S LETTUCE** (*Claytonia perfoliata* subsp. *perfoliata*) Native Annual - Miner's Lettuce Family - (Jan-May) - Vernally moist, often shady or disturbed sites - Basal leaf length <3x width. Stem leaf gen not angled. Seeds shiny w/large appendage.



**YERBA BUENA** (*Clinopodium douglasii*) Native Perennial - Mint Family - (Apr-Sep) - Shady places, chaparral, woodland - Stem trailing, gen woody, forming mats. Leaves 0.4-1.4" long, oval. Petals white to lavender, 3-8 mm long. Aromatic.



**COMMON HOREHOUND** (*Marrubium vulgare*) Naturalized Perennial - Mint Family - (Mar-Nov) - Disturbed sites, gen overgrazed pastures - Stem 4-24" long. Leaf blades 0.6-2.2" long. Flower bract w/10 hook-tipped teeth. Flowers white, ~0.2" long. **INVASIVE.**



**SHORT-SPIKED HEDGE-NETTLE** (*Stachys pycnantha*) Native Perennial - Mint Family - (Jun-Oct) - Streambanks, springs, pine/oak forest - Plant 12-39", densely glandular, aromatic. Flower cluster < 2", no spaces. Petals white to pink, ~0.3" long.





CLIMBING MORNING-GLORY (*Calystegia purpurata* subsp. *purpurata*) Native Perennial - Morning-glory Family - (May-Jun) - Chaparral, coastal scrub - Stem strongly climbing. Leaf triangular, lobes strongly angled. Bractlets smooth, small, distant.



SHORTSTEM MORNING-GLORY (*Calystegia subcaulis* subsp. *subcaulis*) Native Perennial - Morning-glory Family - (Apr-Jun) - Dry, open scrub or woodland - Stem gen ~0.8" long. Flowers 1.3-2.4" long, white or cream. Bractlets concealing flower bracts.



BINDWEED (*Convolvulus arvensis*) Naturalized Perennial - Morning-glory Family - (Mar-Oct) - Roadsides, open areas in many pl communities - Trailing. Leaf 0.8-1.2" long, w/round tip, pointed lobes. Flowers white to pink, 0.8-1" long. NOXIOUS.



DWARF SANDWEED (*Athysanus pusillus*) Native Annual - Mustard Family - (Feb-Jun) - Grassy, open slopes, rocky outcrops, chaparral, flats, floodplains, cliffs, ledges - Stem 2-12" long, spindly. Flower cluster 1-sided. Petals white, ~0.1" long. Fruits round, hairy.




SHEPHERD'S PURSE (*Capsella bursa-pastoris*) Naturalized Annual - Mustard Family - (Jan-Oct) - Disturbed areas - Stem 4-20" long. Basal leaves 1.2-2.4" long, dandelion-like. Petals white, 0.08-0.16" long. Fruits 0.16-0.35" long, flat, heart-shaped.



MILK MAIDS (*Cardamine californica*) Native Perennial - Mustard Family - (Jan-May) - Gen shaded sites, canyons, woodland. One of first spring flowers - Stem 10-24" long. Leaves lobed to compound w/sharp teeth. Petals white or pale rose, 0.3-0.5" long.



WESTERN BITTER-CRESS (*Cardamine oligosperma*) Native Annual - Mustard Family - (Mar-Jul) - Wet meadows, shady banks, damp areas - Plants < 16". Leaves divided into 5-9 leaflets. Flowers white, 0.1-0.2" long. Fruit < 0.1" wide.



THREADLEAF PEPPERGRASS (*Lepidium nitidum*) Native Annual - Mustard Family - (Feb-Mar) - Alkaline soils, pastures, dry vernal pools, fields, beaches - Fruit stalk flat. Fruit smooth, 0.14-0.24" long, cupped, winged.



**WATER CRESS** (*Nasturtium officinale*) Native Perennial - Mustard Family - (Mar–Nov) - Streams, springs, marshes, lake margins, swamps - Stem 4-43" long. Leaflets 3-9, 0.3-1" wide. Petals white, 0.12-0.18" long. **EDIBLE** leaves.



**HAIRY FRINGEPOD** (*Thysanocarpus curvipes*) Native Annual - Mustard Family - (Feb–Jun) - Common. Slopes, washes, moist meadows, woodland, streambanks - Stem 4-24". Leaf clasping w/ears'. Fruit 0.12-0.24" wide, hanging, often hairy w/perforated edge.



**THIMBLE CLOVER** (*Trifolium microdon*) Native Annual - Pea Family - (Mar–Jun) - Common locally. Open, moist or dry, gen disturbed areas - Short-hairy. Head bract w/flat base. Flowers white to pink. Calyx lobes < 1/2 flower tube length, < flowers.



**BICOLOR LEPTOSIPHON** (*Leptosiphon bicolor*) Native Annual - Phlox Family - (Mar–Jun) - Common. Open, grassy areas, chaparral, woodland - Plant 0.8-8.3" tall, hairy. Flower lobes ~0.1" long, pink or white; tube red; stigma <=0.02" long.



**STICKY MOUSE-EAR CHICKWEED** (*Cerastium glomeratum*) Naturalized Annual - Pink Family - (Spring) - Dry hillsides, grassland, chaparral, disturbed areas - Flowers 0.1-0.2" long, white, sticky-hairy. Flower bract hairs extend beyond tip; bracts herbaceous.



**DOUGLAS' STITCHWORT** (*Minuartia douglasii*) Native Annual - Pink Family - (Spring–early summer) - Dry, rocky, slopes, flats in chaparral, oak and pine woodland, often serpentine - Plant 1.6-12", sticky-hairy. Leaves 0.2-1.6". Petals white, 0.12-0.24" long.



**SMALL-FLOWER CATCHFLY** (*Silene gallica*) Naturalized Annual - Pink Family - (Spring–early summer) - Fields, disturbed areas - Plant 4-16". Leaves < 1.4" long. Flower cluster short-hairy, bracts sticky-hairy, petal blade 0.2-0.5" long, smooth to notched, white to pink.



**STICKWORT** (*Spargula arvensis*) Naturalized Annual - Pink Family - (Spring–early summer) - Open slopes, pine woodland, sand dunes, fields, disturbed areas - Stem 4-16"+. Leaves 0.4-2" long, linear, in whorls.




**COMMON CHICKWEED** (*Stellaria media*) Naturalized Annual - Pink Family - (Feb–Sep) - Oak woodland, meadows, disturbed areas - Plant 2.8-20" tall. Stem w/line of hairs on 1 side. Sepals 0.12-0.18" long. Petals white, 2-lobed, 0.7-0.9x sepals.



**CALIFORNIA DWARF PLANTAIN** (*Plantago erecta*) Native Annual - Plantain Family - (Mar–May) - Sandy, clay, serpentine soil; grassy slopes, flats, open woodland - Leaf 1.2-5" long, linear, hairy. Flowers + stem 1.2-12" tall, cluster 0.2-1.2" long.



**STICKY CINQUEFOIL** (*Dryocallis glandulosa* var. *wrangelliana*) Native Perennial - Rose Family - (May–Jul) - Gen ± shady or moist areas - Stem 8-28". Flower 0.2-0.25" long, pale yellow to cream. Terminal leaflet distinct, unlobed.



**WOODLAND STAR** (*Lithophragma affine*) Native Perennial - Saxifrage Family - (Mar–Apr) - Open, grassy slopes - Plant 4-24" tall. Leaves w/3-5 sharp-toothed shallow lobes, stem leaves alternate. Petals 0.2-0.5" long, white. Hypanthium funnel-shaped.



**CALIFORNIA SAXIFRAGE** (*Micranthes californica*) Native Perennial - Saxifrage Family - (Feb–May(Jun)) - Moist, shady places - Plant 6-14" tall. Leaves 1.6-4" long, at base, egg-shaped, >= 0.08" wide, toothed. Petals white, 0.1-0.18" long.



**YARROW** (*Achillea millefolium*) Native Perennial - Sunflower Family - (Apr–Sep) - Many habitats - Plant 4"-7" tall. Stem white-hairy. Leaves finely dissected. Flower cluster flat-topped. Flowers white to pink. Widely used in folk medicine.



**PHILADELPHIA FLEABANE** (*Erigeron philadelphicus* var. *philadelphicus*) Native Biennial-Perennial - Sunflower Family - (May–Jun) - Streamsides, other moist habitats - Plant 10-32" tall. Disk yellow. Rays 150-400, narrow, white to pink. Leaves clasping.



**COTTONWEED** (*Micropus californicus* var. *californicus*) Native Annual - Sunflower Family - (Mar–Jun) - Clearings, often disturbed, dry or seasonally moist soils - Plant 0.4-20" tall. Disk flowers < 5; top scale points up, largest gen 0.12-0.16" long.



**CALIFORNIA EVERLASTING** (*Pseudognaphalium californicum*) Native Biennial - Sunflower Family - (Apr-Jul) - Sandy canyons, dry hills, coastal chaparral - Stem 8-51" tall. Leaves green + glandular on both sides. Heads white, spheric, 0.2-0.24" long.



**CALIFORNIA CHICORY** (*Rafinesquia californica*) Native Annual - Sunflower Family - (Apr-Jul) - Open sites in scrub, woodland; often common after fire - Stem 2-15+ dm. Flower heads 0.8-1.2" wide, solitary. Rays white or cream, extend 0.2-0.3" beyond bracts.



**LONGHORN PLECTRITIS** (*Plectritis macrocera*) Native Annual - Valerian Family - (Mar-Jun) - Common. Open, partly shaded slopes - Plant 24-32" tall. Leaves to 1.8" long. Flowers 0.08-0.15" long w/tapering spur, white to pale pink. Fruit grooved.



**SMALL-FLOWERED FIDDLENECK** (*Amsinckia menziesii*) Native Annual - Borage Family - (May-Jul) - Shade-tolerant, open, disturbed areas at forest/woodland edges - Flowers yellow to orange-yellow, generally spotted, 0.2-0.3" long, 0.1" wide. Leaves coarse-hairy.



**CLUSTERED BROOMRAPE** (*Orobanche fasciculata*) Native Perennial - Broom-rape Family - (Apr-Jul) - Dry, gen bare places. Root parasite on various shrubs - Plant 2-8" tall. Flowers pink or yellow, 5-20 on long stems.



**YELLOW JOHNNY-TUCK** (*Triphysaria eriantha* subsp. *eriantha*) Native Annual - Broom-rape Family - (Mar-May) - Grassland, foothills - Plant 4-14" tall, purple. Leaves 0.4-2" long, 3-7 lobed. Flowers yellow with dark purple beak, 0.4-1" long.



**CALIFORNIA BUTTERCUP** (*Ranunculus californicus* var. *californicus*) Native Perennial - Buttercup Family - (Mar-Aug) - Grassland, open woodland - Petals 9-17, 0.28-0.55" long, often > 2x width. Fruit body 0.07-0.13" long, 0.05-0.09" wide, smooth.



**PRICKLESEED BUTTERCUP** (*Ranunculus muricatus*) Naturalized Annual - Buttercup Family - (Apr-Jun) - Stream-banks, drainages, low meadows - Plant 6-20". Leaves gen 3-lobed. Petals yellow, 5, 0.16-0.3" long. Fruits 0.2" long with curved bristles.



**WESTERN BUTTERCUP** (*Ranunculus occidentalis* var. *occidentalis*) Native Perennial - Buttercup Family - (Mar-Jul) - Grassy slopes in meadows or open woodland - Plant 4-24". Basal leaves partly divided. Petals 5-6, 0.2-0.4" long. Fruit w/short bristles.



**FOOTHILL MEADOW-RUE** (*Thalictrum fendleri* var. *polycarpum*) Native Perennial - Buttercup Family - (Mar-Jun) - Moist, open to shaded places, woodland, forest - Plant 2-6'+ tall, male or female. Leaf 1-4x divided, 3-18" long, segments 0.3-0.8" long. No petals.



**ALKALI DESERTPARSLEY** (*Lomatium caruifolium* var. *caruifolium*) Native Perennial - Carrot Family - (Mar-May) - Wet, clay depressions, open grassland - Plant 6-18" tall, gen stemless. Leaves from base, linear segments, no swollen sheaths. Flowers bright yellow.



**BLADDER PARSNIP** (*Lomatium utriculatum*) Native Perennial - Carrot Family - (Feb-May) - Open grassy slopes, meadows, woodland - Plant 4-20" tall, leafy stem. Leaf lobes linear, bases broad. Flowers bright yellow above unfused, round bractlets. Fruit winged.



**POISON SANICLE** (*Sanicula bipinnata*) Native Perennial - Carrot Family - (Apr-May) - Open grassland or pine/oak woodland - Plants 5-24" tall. Leaves 2x pinnate. Flowers yellow, male flower stalk < fruit. Reported to be slightly TOXIC.



**PACIFIC WOODLAND SANICLE** (*Sanicula crassicaulis*) Native Perennial - Carrot Family - (Mar-May) - Open slopes, ravines, woodland - Plants stout, 9-47". Leaves 1-5" across with 3-5 deep, palmate lobes and serrate edges. Flowers yellow.



**TURKEY PEA SANICLE** (*Sanicula tuberosa*) Native Perennial - Carrot Family - (Mar-Jul) - Open gravelly meadows, chaparral, woodland, pine forest - Plant 2-32" tall, slender. Leaves finely dissected. Flowers bright yellow, male flower stalks > bumpy fruit.



**MOUNT DIABLO FAIRY-LANTERN** (*Calochortus pulchellus*) Native Perennial - Lily Family - (Apr-Jun) - Wooded slopes, rarely chaparral, gen n aspect - Stem 4-12", gen branched. Petals light yellow, 1-1.3", sparsely hairy inside. CNPS: FAIRLY ENDANGERED.



**GOLDEN MONKEYFLOWER** (*Mimulus guttatus*) Native Perennial - Lopsseed Family - (Mar–Aug) - Common. Wet places, gen terrestrial, occ emergent or floating in mats - Plant 0.8-60". Flower yellow, gen > 0.8" long; mature bracts flattened sideways, inflated in fruit.



**CLIMBING BEDSTRAW** (*Galium porrigens* var. *porrigens*) Native Perennial - Madder Family - (May–Aug) - Among shrubs in chaparral, forest - Stem 4-59" long. Leaves 0.1-0.7" long, oval to egg-shaped, in whorls of 4. Flowers yellow to red, 4-lobed.



**ERECT-POD WINTER CRESS** (*Barbarea orthoceras*) Native Perennial - Mustard Family - (Mar–Jul) - Meadows, streambanks, moist woodland, grassland - Stem 8-24". Lower leaves w/large terminal lobe, upper clasping stem. Petals bright yellow, 0.2-0.3" long.



**BLACK MUSTARD** (*Brassica nigra*) Naturalized Annual - Mustard Family - (Apr–Sep) - Common. Disturbed areas, fields - Plant 1-6' tall. Petals bright yellow, 0.3-0.4" long. Fruit upright, pressed against stem. **INVASIVE weed.**



**CHARLOCK** (*Sinapis arvensis*) Naturalized Annual - Mustard Family - (Mar–Sep) - Disturbed areas - Stem 8-39", no rosette. Leaves coarse. Petals 0.35-0.47" long, yellow. Fruit 0.8-1.8", ascending, beak 0.24-0.47" long w/fat base. 3-7 valve veins. **INVASIVE weed.**



**HEDGE MUSTARD** (*Sisymbrium officinale*) Naturalized Annual - Mustard Family - (Apr–Sep) - Disturbed areas, fields, pastures - Stem 10-22" tall, thin, wiry. Petals 0.1-0.16" long, pale yellow. Fruit 0.4-0.55" long, awl-shaped, appressed.



**COLCHITA** (*Acmispon brachycarpus*) Native Annual - Pea Family - (Mar–Jun) - Abundant. Grassland, oak and pine woodland, desert flats and mtns, roadsides - Soft, densely hairy, < 16" tall. Flower yellow, almost stemless, bract lobes 1-2x flower tube.



**DEERWEED** (*Acmispon glaber* var. *glaber*) Native Perennial - Pea Family - (Mar–Aug) - Chaparral, roadsides, coastal sands; common - Often shrubby, leaflets 3-6, many clusters of 3-7 stemless flowers, yellow fading to orange-red, 0.3-0.5" long.



CALIFORNIA LOTUS (*Acmispon wrangelianus*) Native Annual - Pea Family - (Mar-Jun) - Abundant. Coastal bluffs, chaparral, disturbed areas - Low growing. Flowers yellow aging red, 0.2-0.4" long, almost stemless. Bract lobes same length as flower tube.



CALIFORNIA BURCLOVER (*Medicago polymorpha*) Naturalized Annual - Pea Family - (Mar-Jul) - Common. Chaparral, oak woodland, streambanks, roadsides, disturbed areas - Stem 4-20". Flower yellow, 0.14-0.24" long. Spiny spiral fruits. **INVASIVE.**



SOURCLOVER (*Melilotus indicus*) Naturalized Annual-Biennial - Pea Family - (Apr-Oct) - Open, disturbed areas - Stem 4-24" long. Leaflets 3, 0.4-1" long. Flowers yellow, ~0.1" long.




HOP CLOVER (*Trifolium campestre*) Naturalized Annual - Pea Family - (Apr-May) - Disturbed areas, roadsides - Flower heads 0.3-0.5" wide, bright yellow, brown w/age, quickly reflexing. Flowers with lengthwise ridges.



LITTLE HOP CLOVER (*Trifolium dubium*) Naturalized Annual - Pea Family - (Spring) - Agricultural, disturbed areas, lawns - Heads 0.16-0.3" wide. Flowers bright yellow, age brown, quickly reflex, smooth.



BLOW WIVES (*Achyrachaena mollis*) Native Annual - Sunflower Family - (Mar-Jun) - Common. Grassy sites, often clay soils - Plant 2-24" tall, soft-hairy. Flowers yellow turning red, 0.1-0.5" wide, extend < 0.1" beyond green bracts. Showy, flat scales attached to seeds.



GIANT NATIVE DANDELION (*Agoseris grandiflora* var. *grandiflora*) Native Perennial - Sunflower Family - (Apr-Jul) - Grassland, scrub, woodland - Plant 10-40". Leaf lobes point up. Flower rosy-purple, variable-sized bracts. Seed tapers to beak > 2x body length. Leaf lobes point upward.



ANNUAL NATIVE DANDELION (*Agoseris heterophylla* var. *cryptopleura*) Native Annual - Sunflower Family - (May-Jun) - Many open habitats - Leaf lobes gen 3-5 pair. Flower stem > 2x leaf length. Ray flowers 0.4-0.6" long, much exceeding bracts.



**GLUE-SEED** (*Blennosperma nanum* var. *nanum*)  
Native Annual - Sunflower Family - (Jan–May) -  
Open, grassy areas, often margins of seeps or  
vernal pools - Plant 1.2-5"+, succulent, branched.  
Leaf 1.2-2.4"+ long, 5-15 lobed. Flower bracts  
purple-tipped w/tuft of hairs.



**TOCALOTE** (*Centaurea melitensis*) Naturalized  
Annual - Sunflower Family - (Apr–Jul) - Disturbed  
fields, open woodland - Plant 4-39", gray-hairy,  
resinous. Leaves 0.8-6" long. Flowers yellow,  
0.4-0.8" long, bracts tipped w/purple spines.  
NOXIOUS weed.



**YELLOW STAR-THISTLE** (*Centaurea solstitialis*)  
Naturalized Annual - Sunflower Family -  
(May–Oct) - Invasive, roadsides, disturbed  
grassland or woodland - Plant 4-39" tall. Leaves  
woolly, extend down the stem. Flower bract  
spines 0.4-1" long. NOXIOUS weed.



**DANDELION-LEAF HAWKSBEARD** (*Crepis  
vesicaria* subsp. *taraxacifolia*) Naturalized  
Annual-Biennial - Sunflower Family - (Feb–Oct) -  
Sandy clearings, hillsides, disturbed places -  
Plant 1-47" tall. Leaves dandelion-like. Fruit beak  
0.1-0.2" long.



**GREAT VALLEY GUMPLANT** (*Grindelia  
camporum*) Native Perennial - Sunflower Family -  
(May–Nov) - Sandy or saline bottomland,  
roadsides - Stem non-woody, 2-8' tall, whitish.  
Leaves gen resinous. Head to 1.2" wide, bracts  
bend downward.



**DIABLO HELIANTHELLA** (*Helianthella castanea*)  
Native Perennial - Sunflower Family - (Apr–Jun) -  
Open, grassy sites - Stem 4-20" tall. Leaves w/ 1  
pair of veins more distinct. Outer head bracts  
leaf-like, curl around head. CNPS: FAIRLY  
ENDANGERED.



**BRISTLY OX-TONGUE** (*Helminthotheca  
echioides*) Naturalized Annual-Biennial -  
Sunflower Family - (All year) - Common.  
Disturbed areas - Stem 1-6.5' tall, bristly. Leaf  
2-8" long, covered with prickly bumps. Flower  
heads 0.8-1.6" wide. INVASIVE weed.



**BRISTLY GOLDENASTER** (*Heterotheca  
sessiliflora* subsp. *echioides*) Native Perennial -  
Sunflower Family - (Jul–Oct) - Grassland, scrub,  
woodland, open forest, disturbed sites - Plant 2-7  
dm, bristly. Leaves flat, to 5 cm long, upper  
reduced. Head bracts not leafy.





**HEERMANN TARPLANT** (*Holocarpha heermannii*) Native Annual - Sunflower Family - (May–Nov) - Grassland - Plant 0.2-1.2 m tall, densely very-short-hairy, glandular. Ray flowers 3-13, yellow. Disk flowers yellow to brown. Yellow anthers.



**SAN JOAQUIN TARPLANT** (*Holocarpha obconica*) Native Annual - Sunflower Family - (Apr–Nov) - Grassland - Plant 4-32" tall, outer portion sticky. Flower heads in flat-topped or open clusters. Ray flowers 4-9; disk flowers 11-21, anthers yellow to brown.



**SMOOTH CAT'S-EAR** (*Hypochaeris glabra*) Naturalized Annual - Sunflower Family - (Mar–Jun) - Common. Disturbed areas, grassland, open woodland - Plant 4-24" tall, smooth. Rays 0.2-0.3" long, barely > head bracts. Only inner fruit beaked. **INVASIVE.**



**ROUGH CAT'S-EAR** (*Hypochaeris radicata*) Naturalized Perennial - Sunflower Family - (Apr–Jul) - Disturbed areas, grassland, open woodland - Plant 4-32" tall, rough-hairy. Rays 0.4-0.6" long, well exceeding head bracts. Fruits all beaked. **INVASIVE weed.**



**WILLOW LETTUCE** (*Lactuca saligna*) Naturalized Annual - Sunflower Family - (Jul–Nov) - Roadsides, grassland - Stem 12-39" tall. Leaf lobes entire or few-toothed, no prickles underneath. Flowers 5-12, pale yellow, open in morning.



**PRICKLY LETTUCE** (*Lactuca serriola*) Naturalized Annual - Sunflower Family - (May–Oct) - Abundant. Disturbed places - Stem 1.6-10' tall, prickly-bristly. Leaves deeply-lobed, midvein and edges prickly-bristly. Flowers pale yellow, 0.16-0.2" wide.



**COMMON HARE-LEAF** (*Lagophylla ramosissima*) Native Annual - Sunflower Family - (Apr–Oct) - Grassland, openings in scrub, woodland, forest - Plant 4-40" tall. Leaves hairy, often sticky, to 4.7" long. Rays yellow, 0.12-0.24" long.



**CALIFORNIA GOLDFIELDS** (*Lasthenia californica* subsp. *californica*) Native Annual - Sunflower Family - (Feb–Jun) - Many habitats - Stem < 16" tall, hairy. Leaves 0.3-2.8" long, <0.25" wide, smooth edged. Head bracts 4-13, not joined. Rays 0.2-0.7" long.



GUMWEED (*Madia gracilis*) Native Annual - Sunflower Family - (Apr–Aug) - Open, semi-shaded or disturbed sites, many habitats, incl serpentine - Plant 2.4-40" tall, hairy, upper half sticky. Leaf 0.4-4" long. Rays yellow, 3-10, 0.06-0.3" long. Bracts 6-10 mm tall.



COAST TARWEED (*Madia sativa*) Native Annual - Sunflower Family - (May–Oct) - Grassy, open, or disturbed sites - Plant 3.5-10 dm, hairy, all glandular. Leaf 0.8-7.1" long, 0.1-0.7" wide. Rays green-yellow, 8-13, 0.06-0.16" long. Head bracts 0.24-0.6" tall.



PINEAPPLE WEED (*Matricaria discoidea*) Naturalized Annual - Sunflower Family - (Feb–Aug) - Abundant. Disturbed sites, riverbanks - Plant 4-12" tall, sweet-scented. Heads pineapple-shaped, ~ 0.4" wide; head stalk to 0.6" long.



DOUGLAS SILVERPUFFS (*Microseris douglasii* subsp. *douglasii*) Native Annual - Sunflower Family - (Mar–Jun) - Grassland, near vernal pools or serpentine - Plant 2-24". Leaf 1.2-10". Pappus scales <= 5, 0.04-0.24" long. Fruit widest at tip.



COMMON GROUNDSEL (*Senecio vulgaris*) Naturalized Annual - Sunflower Family - (Feb–Jul) - Common. Disturbed areas - Plant 4-24" tall, not hairy, w/1-10+ stems. Flower head bracts with black-tips. Milky sap.



CALIFORNIA GOLDENROD (*Solidago velutina* subsp. *californica*) Native Perennial - Sunflower Family - (May–Nov) - Woodland margins, grassland, disturbed soils - Stem 8-60" tall. Gen densely short-soft-hairy. Flower cluster height 2-4x width.



PRICKLY SOW THISTLE (*Sonchus asper* subsp. *asper*) Naturalized Annual - Sunflower Family - (All year) - Common. Slightly moist disturbed sites, along streams - Plant 4-48". Leaf teeth prickly. Basal lobes of upper leaves rounded, curving downward.



COMMON SOW THISTLE (*Sonchus oleraceus*) Naturalized Annual - Sunflower Family - (All year) - Abundant. Disturbed places - Plant 4-55" tall. Leaf teeth soft to touch. Basal lobes of upper leaves sharply pointed, straight to curving upward.



**SILVERPUFFS** (*Uropappus lindleyi*) Native Annual - Sunflower Family - (Mar-May) - Common. Open grassland, woodland, chaparral, deserts, gen in loose soils - Heads pale yellow, never nod. Outer head bracts always > 1/4 inner length. Pappus scale notched.



**SMOOTH MULE'S EARS** (*Wyethia glabra*) Native Perennial - Sunflower Family - (Mar-Jun) - Gen shady sites - Plant 4-16" tall, shiny green, no woolly hairs. Leaf basal blades 10-18" long, lance-shaped to oval, shiny. Ray flowers 1-2" long.



**GRAY MULE'S EARS** (*Wyethia helenioides*) Native Perennial - Sunflower Family - (Mar-May(Aug)) - Open grassland, woodland, scrub - Plant 8-28" tall, densely woolly, often becoming smooth. Some woolly hairs remain on leaf stalks and floral bracts.



**JOHNNY-JUMP-UP** (*Viola pedunculata*) Native Perennial - Violet Family - (Feb-Apr) - Open, grassy slopes, hillsides, chaparral, oak woodland, gen full sun - Plant 2-15" tall. No basal leaves. Petals gold-yellow, lower 3 brown-veined, upper 2 red-brown on back.



**HAIRY VINE HONEYSUCKLE** (*Lonicera hispidula*) Native Perennial - Honeysuckle Family - (May-Jun) - Canyons, streamsides, woodland - Shrub sprawling-climbing, 6-10' long, short-hairy. Flower cluster densely sticky. Flowers pink, 0.5-0.6" long, sticky-hairy.



**SNOWBERRY** (*Symphoricarpos albus* var. *laevigatus*) Native Perennial - Honeysuckle Family - (May-Jul) - Shady woodland, streambanks, N. slopes - Shrub 20-71" tall. Flowers > 8/cluster, pink, 0.16-0.24" long, bell-shaped, swollen on 1 side.



**CREEPING SNOWBERRY** (*Symphoricarpos mollis*) Native Perennial - Honeysuckle Family - (Apr-May) - Ridges, slopes, open places in woodland - Shrub 6-24" tall, sprawling. Flowers < 8/cluster, pink + often red outside, 0.16" long, bell-shaped, symmetrical.



**BLACK SAGE** (*Salvia mellifera*) Native Perennial - Mint Family - (Mar-Jun) - Coastal-sage scrub, lower chaparral - Shrub 3.3-6' tall. Leaf 1-2.8" long, toothed, hairy underneath. Flowers blue, white or lavender, tube 0.2-0.4" long, in clusters 0.6-1.6" wide.



BLUE WITCH (*Solanum umbelliferum*) Native Perennial - Nightshade Family - (All year) - Shrubland, mixed-evergreen forest, woodland - Plant gen < 39", upper stem hairs branched, dense. Flowers 0.6-1" wide, purple, with green spots at the base.



CALIFORNIA ROSE (*Rosa californica*) Native Perennial - Rose Family - (Feb–Nov) - Gen ± moist areas in sun, esp streambanks - Shrub 2.6-8.2' tall w/thick curved spines, forming thickets. Petals pink, 0.6-1" long; sepals unlobed.



WOOD ROSE (*Rosa gymnocarpa* var. *gymnocarpa*) Native Perennial - Rose Family - ((Feb)Apr–Jul) - Common. Gen in shade of forest, scrub - Shrub w/straight thorns. Flowers gen solitary, stalks sticky, fruit smooth, sepals deciduous.



CALIFORNIA COFFEE BERRY (*Frangula californica* subsp. *californica*) Native Perennial - Buckthorn Family - (May–Jul) - Coastal-sage scrub, chaparral, forest, woodland - Shrub < 16' tall. Flowers greenish. Leaves smooth beneath.



COAST LIVE OAK (*Quercus agrifolia* var. *agrifolia*) Native Perennial - Oak Family - (Mar–Apr) - Valleys, slopes, mixed-evergreen forest, woodland - Tree 30-80'. Leaves convex, hair-tuft below in vein axils. Acorns on 1st year twigs, shell glabrous inside.



BLUE OAK (*Quercus douglasii*) Native Perennial - Oak Family - (Apr–May) - Dry slopes, interior foothills, woodland - Tree 20-66', deciduous. Bark checkered into scales. Leaves 1.2-2.4" long, bluish green, unlobed to shallowly lobed, lacking bristles.



CALIFORNIA BLACK OAK (*Quercus kelloggii*) Native Perennial - Oak Family - (Apr–May) - Slopes, valleys, woodland, conifer forest - Tree < 80', deciduous. Leaves 3.5-8" long, supple, deeply-lobed, lobes bristle-tipped.



VALLEY OAK (*Quercus lobata*) Native Perennial - Oak Family - (Mar–Apr) - Slopes, valleys, savanna - Tree < 115' tall, deciduous. Leaves 2-5" long, not leathery, deeply lobed, lobes without bristles. Acorns 1.2-2" long, slender, cup 0.4-1.2" deep.



INTERIOR LIVE OAK (*Quercus wislizeni* var. *wislizeni*) Native Perennial - Oak Family - (Mar-May) - Interior canyons, slopes, pine/oak woodland - Tree < 75'. Leaf blades 0.8-2" long, hairless, flat. Acorns on 2nd year twigs, shell woolly inside.



BIG-LEAF MAPLE (*Acer macrophyllum*) Native Perennial - Soapberry Family - (Mar-Jun) - Common. Streambanks, canyons - Tree < 100'. Leaves 5-lobed, 3-6" long, 4-10" wide. Group of 20-90 hanging flowers appear after leaves. Winged seeds.



WESTERN POISON OAK (*Toxicodendron diversilobum*) Native Perennial - Sumac Family - (Apr-Jun) - Canyons, slopes, chaparral, coastal scrub, oak woodland - Shrub or vine. Leaflets 3, red in fall, mid leaflet stalked. Flowers green. Fruits white. TOXIC.



CALIFORNIA SAGEBRUSH (*Artemisia californica*) Native Perennial - Sunflower Family - (Aug-Nov) - Coastal scrub, chaparral, open woodland - Shrub 2-8.5' tall, rounded. Leaves 0.4-4", hairy, thread-like, lt green to gray. Flower heads < 5 mm wide. Sage-scented.



FREMONT COTTONWOOD (*Populus fremontii* subsp. *fremontii*) Native Perennial - Willow Family - (Mar-Apr) - Scattered. Alluvial bottomland, streambanks - Tree < 66' tall. Leaves heart-shaped to triangular, coarsely scalloped, blade 1.2-2.8" long.



WESTERN SYCAMORE (*Platanus racemosa*) Native Perennial - Sycamore Family - (Feb-Apr) - Common. Streambanks, canyons, arroyos - Tree 33-115' tall. Bark peeling pale. Leaf blades 4-10" long, palmately lobed, smooth to hairy above, short-woolly under.



CALIFORNIA YERBA SANTA (*Eriodictyon californicum*) Native Perennial - Borage Family - (Apr-Jul) - Slopes, fields, roadsides, woodland, chaparral - Shrub 3.3-10' tall. Leaf blade sticky, <= 6" long, 1.6-2" wide. Flowers white to purple, 0.3-0.5" long.



BUCKBRUSH (*Ceanothus cuneatus* var. *cuneatus*) Native Perennial - Buckthorn Family - (Feb-May) - Sandy to rocky flats, slopes, ridges - Shrub/tree < 10' tall. Leaves opposite on rigid twigs, w/single main vein. Flowers gen white.



**CHAPARRAL CLEMATIS** (*Clematis lasiantha*) Native Perennial - Buttercup Family - (Jan-Jun) - Hillsides, chaparral, open woodland - Woody vine. Leaflets 3-5, +3-lobed. Flowers gen 1, in spring; sepals white to cream, 0.4-0.8" long.



**HILLSIDE GOOSEBERRY** (*Ribes californicum* var. *californicum*) Native Perennial - Gooseberry Family - (Feb-Mar) - Forest openings, woodland - Shrub < 5' tall. Leaf blades 0.4-1.2" long, not sticky. Sepals greenish, petals 0.12" long, white.



**CANYON GOOSEBERRY** (*Ribes menziesii* var. *menziesii*) Native Perennial - Gooseberry Family - (Feb-Apr) - Common. Forest openings, chaparral - Shrub < 10', prickly. Leaves sticky below. Styles glabrous, anthers exserted, sepals purplish.



**PACIFIC MADRONE** (*Arbutus menziesii*) Native Perennial - Heath Family - (Mar-May) - Conifer, oak forests - Tree < 130' tall, evergreen, peeling red bark. Leaf blades < 5" long. Flowers yellow-white or pink, < 3.1" long. Berries red, < 0.5" diam, round.



**BIG-BERRY MANZANITA** (*Arctostaphylos glauca*) Native Perennial - Heath Family - (Dec-Mar) - Rocky slopes, chaparral, woodland - Shrub-small tree, 3-26' tall. Twigs glabrous. Leaves smooth, waxy-white. Flower stalk 0.3-0.4" long, sticky-hairy.



**COMMON / GIANT MANZANITA** (*Arctostaphylos manzanita* subsp. *manzanita*) Native Perennial - Heath Family - (Feb-May) - Chaparral, conifer forest - Erect, 7-26' tall. Flower cluster w/2-7 branches, immature axis 0.6-1.8" long. Flower stalks smooth, hairless.



**PITCHER SAGE** (*Lepachia calycina*) Native Perennial - Mint Family - (Apr-Jun) - Common. Rocky slopes; chaparral, woodland - Shrub 3.3-6.6' tall. Leaf blade gen 1.6-4.7" long. Flowers white to lavender tinged, 1-1.2" long, 5-lobed, 2-lipped.



**BLUE ELDERBERRY** (*Sambucus nigra* subsp. *caerulea*) Native Perennial - Muskroot Family - (Mar-Sep) - Common. Streambanks, open places in forest - Shrub 7-26' tall. Flower cluster flat-topped, 1.6-13" diam, petals spreading. Fruits waxy blue-black.



CHAMISE (*Adenostoma fasciculatum* var. *fasciculatum*) Native Perennial - Rose Family - (May-Jun) - Dry slopes, ridges, chaparral - Shrub or small tree < 13' tall. Flowers cream to white. Leaves narrow, shiny with flammable oils in warm weather.



CHRISTMAS BERRY / TOYON (*Heteromeles arbutifolia*) Native Perennial - Rose Family - ((May)Jun-Aug) - Chaparral, oak woodland, mixed-evergreen forest - Shrub-tree < 33' tall, evergreen. Leaf 2-4" long. Petals white, < 0.16" long. Fruit bright red.



OCEANSPRAY (*Holodiscus discolor* var. *discolor*) Native Perennial - Rose Family - (May-Aug) - Moist woodland edges, rocky slopes - Shrub 5-20' tall. Leaf blade 0.6-3.1" long, toothed at end. Flower cluster 0.8-10" long. Petals white, ~0.07" long.



OSO BERRY (*Oemleria cerasiformis*) Native Perennial - Rose Family - (Feb-Apr) - Chaparral, canyons, streambanks, lowland wet to dry open woodland, coast to shaded conifer forest - Shrub 3-20'. Leaf 2-5" long. Flower cluster 1.2-4". Petals white, 0.12-0.24".



ALMOND (*Prunus dulcis*) Naturalized Perennial - Rose Family - (Feb-Mar) - Canyons, roadsides, grassland (as waif) - Tree 16-26' tall. Leaf blades 1-4" long. Flowers 1-3/cluster. Petals pink to nearly white, 0.5-1" long. Fruit 1-1.6" long, hairy. Cultivar.



SIERRA PLUM (*Prunus subcordata*) Native Perennial - Rose Family - (Mar-May) - Mixed-evergreen or conifer forest - Shrub < 10'. Leaf: stem 0.16-0.6", blade 1-2", elliptic to wide egg-shaped, base round heart-shaped, tip round. Petals 0.2-0.4" long, white.



WESTERN CHOKECHERRY (*Prunus virginiana* var. *demissa*) Native Perennial - Rose Family - (May-Jun) - Rocky slopes, canyons, scrubland, oak/pine woodland - Shrub/tree < 20'. Leaf blade 1.2-4" long. Flowers 18+, petals white, 0.16-0.3" long.



HIMALAYAN BLACKBERRY (*Rubus armeniacus*) Naturalized Perennial - Rose Family - (Mar-Jun) - Common. Disturbed areas, roadsides - Shrub w/thorny 5-angled stem. Leaflets 3-5, white-hairy beneath. Blackberry-type fruit. INVASIVE.



CALIFORNIA BLACKBERRY (*Rubus ursinus*) Native Perennial - Rose Family - (Mar-Jul) - Open, disturbed areas - Stem round, bristly/prickly. Leaves simple to 3 leaflets, underside green. Plants unisexual. Petals 0.24-0.6" long, white. Blackberry-type fruit.



WESTERN HOP TREE (*Ptelea crenulata*) Native Perennial - Rue Family - (Apr-May) - Scrub, woodland - Shrub/tree < 16' tall. Leaflets 3, 0.8-2.8" long, citrus odor when crushed. Petals green-white, 0.16-0.2" long, fragrant. Fruits 1-2 cm long.



GREEN-LEAF SILK TASSEL (*Garrya fremontii*) Native Perennial - Silk Tassel Family - (Jan-Apr) - Chaparral, foothill woodland, montane forest - Shrub < 10' tall. Leaves gen hairless below, not wavy-margined. Fruit smooth or w/hairy tip.



CALIFORNIA BUCKEYE (*Aesculus californica*) Native Perennial - Soapberry Family - (May-Jun) - Dry slopes, canyons, borders of streams - Large shrub or tree 13-39' tall. 5-7 leaflets. Flowers white to pale rose. Large seeds toxic but edible after leaching out saponins.



COYOTE BRUSH (*Baccharis pilularis* subsp. *consanguinea*) Native Perennial - Sunflower Family - (Jul-Dec) - Coastal bluffs, woodland, grassland, disturbed sites, occ on serpentine - Shrub < 15' tall, brittle, common. Leaves gen 0.6-1.6" long.



SHINYLEAF OREGON-GRAPE (*Berberis pinnata* subsp. *pinnata*) Native Perennial - Barberry Family - (Feb-May) - Rocky slopes, conifer forest, oak woodland, chaparral - Shrub gen < 7'. Leaflets w/15-23 spiny teeth, spines < 0.1" long. Flowers yellow.



HOLLYLEAF REDBERRY (*Rhamnus ilicifolia*) Native Perennial - Buckthorn Family - (Mar-Jun) - Chaparral, montane forest - Shrub < 13' tall, evergreen w/stiff branches. Leaf blades 0.8-1.6" long, toothed. Fruits 0.2-0.3" wide, red.



CALIFORNIA WILD GRAPE (*Vitis californica*) Native Perennial - Grape Family - (May-Jun) - Streamsides, springs, canyons - Woody vine to 33'+long. Leaves deciduous, heart-shaped to kidney-shaped. Fruit purple when mature, gen > 0.3" wide.





CALIFORNIA BAY (*Umbellularia californica*) Native Perennial - Laurel Family - (Nov-May) - Common. Canyons, valleys, chaparral - Tree < 150' tall. Leaf 1.2-4", 0.6-1.2" wide, aromatic. Cluster of 5-10 small, yellow or yellow-green flowers. Fruit 0.8-1" diam.



BUSH MONKEYFLOWER (*Mimulus aurantiacus* var. *aurantiacus*) Native Perennial - Lopseed Family - (Mar-Jun) - Disturbed areas, coastal cliffs, canyon sides - Shrub 4-60". Flowers yellow, orange or red; 1-2.3" long; bract tube glabrous.



GOLDEN-YARROW (*Eriophyllum confertiflorum* var. *confertiflorum*) Native Perennial - Sunflower Family - (Apr-Aug) - Many dry habitats - Shrubby, 8-28" tall. Leaves 0.4-2" long, deeply 3-5 lobed. Flowers yellow; rays 4-6, 0.08-0.2" long; head bracts 4-7.



CALIFORNIA MATCHWEED (*Gutierrezia californica*) Native Perennial - Sunflower Family - (Jul-Nov) - Grassland, arid woodland and shrubland, serpentine - Stem 8-40" long, woody base. Leaf narrow, flat, <= 2" long. Ray flowers 4-13, 0.1-0.3" long.



ARROYO WILLOW (*Salix lasiolepis*) Native Perennial - Willow Family - (Jan-Jun) - Common. Shores, marshes, meadows, etc - Shrub-tree, bark smooth. Leaf-like stipules. Leaf egg-shaped, waxy below. Fruit smooth, bract persistent, dark, stamens 2.

